

**SPECIFICATIONS:**

**PRODUCT DESCRIPTION:**

The DF-A0057 is a waterproof box designed for housing of our DF switch range. It allows the switches DF-A0050, DF-A0052, DF-A0054, DF-A0058, DF-A0064 or DF-A0137, which are intended for indoor mounting, to be mounted to the DF-A0001, DF-A0007, DF-A0038, DF-A0062 or DF-A0136 antennas.

The switch has a mounting arrangement compatible with most Alaris mast-mount DF antennas. The TNC connections to the DF antenna are protected from the weather. The output N-type connectors, and power/data connectors, are protected by a drip lip.

Standard control of the integrated switch is by RS485. Ethernet options are available.

This product should be ordered together with the required RF switch, and will be supplied fully integrated and tested.

**PRODUCT FEATURES:**

- Flange mounting for DF antennas
- Internal lightning protection for RF and DC mast cables
- Phase-matched internal cabling

**APPLICATIONS:**

- External mast-mounting of DF switches
- Weather protection of switch electronics

<b>Product codes:</b>			
DF-A0057	3 DF bands; 5 DF outputs		
DF-A0057-01	4 DF bands; 2 DF outputs		
DF-A0057-03	4 DF bands, 5 DF outputs		
DF-A0057-04	2 DF bands (2 Polarisation), 2 x 5 DF outputs		
<b>Electrical: input</b>			
	<i>base model</i>	<i>-01, -03, -04</i>	
Frequency range	1 – 6000 MHz	1 – 9000 MHz	
DF input connectors	15 x TNC (f)	20 x TNC (f)	20 x TNC (f) & 3 x N(f)
Omni input connector	1 x N female		
Cable loss	Maximum 1 dB at 3 GHz		
Phase matching	< 2° at 3 GHz		
<b>Electrical: output</b>			
	<i>base model</i>	<i>-01, -03, -04</i>	
Frequency range	1 – 6000 MHz	1 – 9000 MHz	
Output connectors	7 x N (f)	4 x N (f)	12 x N (f)
Cable loss	Maximum 1 dB at 3 GHz		
Phase matching	< 2° at 3 GHz		
Protection	Telegaertner 10 kA arrestors		
<b>Electrical: control</b>			
Serial/power connector	1 x MIL-C-5015 4-pin socket		
Ethernet connector	RJ45 inside Alaris proprietary waterproof gland		
<i>base model, -01, -03, -04 only</i>			
Ethernet to serial	Internal Lantronix Ethernet-Serial converter		
Protection	Lightning arrestors on all pairs		
<b>Mechanical:</b>			
Dimensions	458 mm x 281 mm x 201 mm		
Total mass	8.2 kg excluding switch		
Mounting	Eight M6 bolts. Hinge for support while fastening connectors		
External material	Aluminium		
<b>Environmental: designed to meet the following specifications</b>			
Temperature range	-40 °C to +70 °C		
Water ingress rating	IP54		
Salt spray	MIL-STD-810F		


# Outdoor Housing for DF Switches

1 – 6000 MHz



Product Code: DF-A0057

VERSION: 3.2

PICTURE OF 4-BAND VERSION:



INSTALLED PICTURES:



DF-A0057 INSTALLED ON DF-A0038 AT TEST RANGE:

